

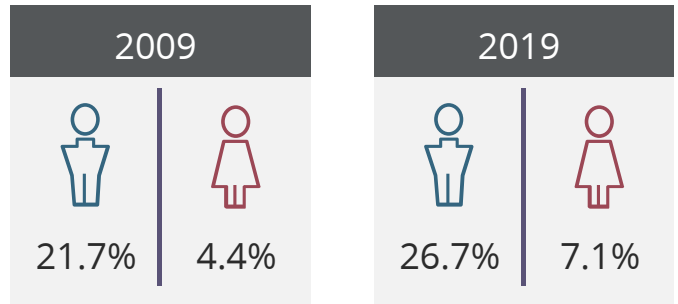
SWE Research Fast Facts

research.swe.org



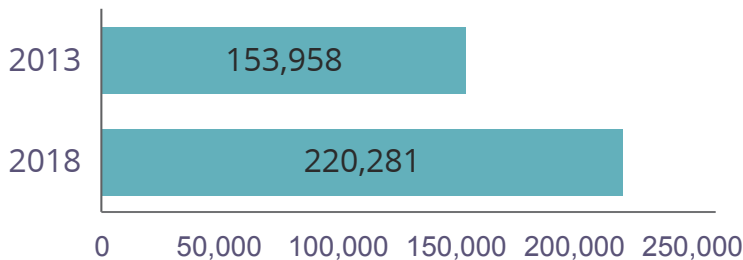
Intentions to Major in Engineering, Math/Stats, or Computer Science

Over the last ten years, interest in majoring in engineering and computer science has increased, but women's intentions to pursue these majors in college continues to lag behind men's intentions.



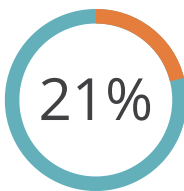
Degrees Awarded in Engineering and Computer Science

Total Degrees Awarded

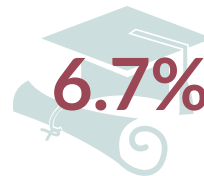


43%

Increase in bachelor's degrees awarded in engineering and computer science.



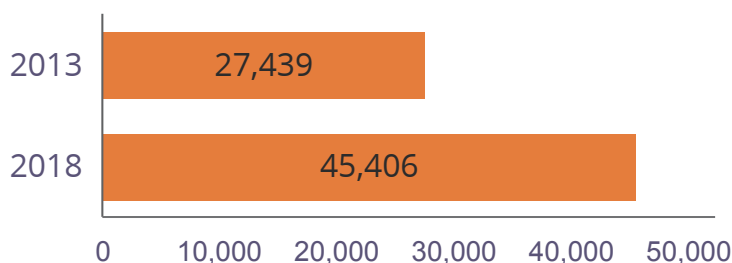
Bachelor's degrees awarded to women in 2018.



6.7%

Bachelor's degrees awarded to women of color in 2018.

Degrees Awarded to Women



65%

Increase in bachelor's degrees awarded to women in engineering and computer science.



Top 10 Engineering Degrees Awarded to Women: 2017-18

- | | |
|---------------------------------|--------------------------------------------------|
| 1 Mechanical Engineering | Industrial/Manufacturing/
Systems Engineering |
| 2 Chemical Engineering | Electrical Engineering |
| 3 Computer Science | Computer Engineering |
| 4 Biomedical Engineering | Environmental Engineering |
| 5 Civil Engineering | Metallurgical &
Materials Engineering |



Women in the Engineering Workforce

ONLY 13% of engineers are women

ONLY 26% of computer scientists are women

ONLY 17% of tenured/tenure-track faculty in engineering are women

Female engineers earn **90¢** for every \$1 male engineers earn.

WOMEN LEAVING ENGINEERING/STEM

OVER 32% of women switch out of STEM degree programs in college.

ONLY 30% of women who earn bachelor's degrees in engineering are still working in engineering 20 years later.

30% of women who have left the engineering profession cite organizational climate as the reason.

SOURCES

- National Science Board. Science and Engineering Indicators 2020
 Higher Education Research Institute, University of California, Los Angeles. (2019). The American Freshman: National Norms, Fall 2019 (expanded version).
 Corbett, C., & Hill, C. (2015). Solving the Equation: The Variables for Women's Success in Engineering and Computing. Washington, DC: American Association of University Women.
 Fouad, N. A., Singh, R., Fitzpatrick, M. E., & Liu, J. P. (2012). Stemming the tide: Why women leave engineering. University of Wisconsin, Milwaukee.
 U.S. Department of Education, Institute of Education Sciences, National Center for Education Statistics, Digest of Education Statistics 2019, Tables 325.35 and 325.45.
 Roy, J. (2019). Engineering by the numbers. American Society for Engineering Education.
 Bureau of Labor Statistics. Labor Force Statistics from the Current Population Survey, 2019. <https://www.bls.gov/cps/cpsaat11.htm>.
 2016 American community survey (5-yr estimates): Tables B24122 and B24123.